

vmware I/O Analyzer

I/O Analyzer Test Results



Select Run to View Result Summary

Test to View:

IOMETER_new-config-name_2014-02-09_17-01-54

Edit Description Download Archive Results

Guest-Level Statistics

Date/Time	Guest	Workload Spec	IOPS	Read IOPS	Write IOPS	MBPS	Read MBPS	Write MBPS
2014-02-09_19:02:12	vmware-io-analyzer-1.5.1	0.5k_100%Read_0%Random	25425.3	25425.3	0	12.41	12.41	0

Host-Level Statistics

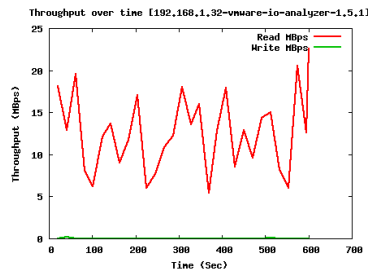
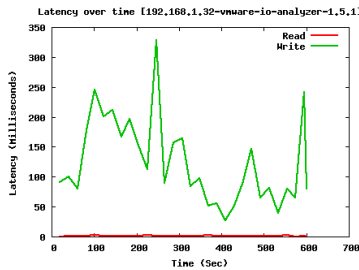
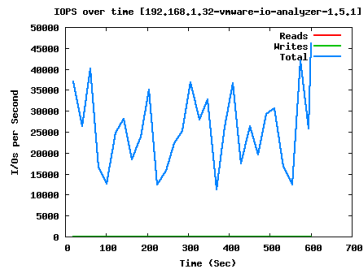
ESXTOP Disk Statistics (VM View)

Host	VM Name	CMDS/s	READS/s	WRITES/s	MBREADS/s	MBWRITES/s	LAT/rd (msec)	LAT/wr (msec)
192.168.1.32	vCloud Connector Server	0.55	0.00	0.55	0.00	0.01	0.00	0.27
192.168.1.32	vShield Manager	1.04	0.00	1.04	0.00	0.01	0.00	0.47
192.168.1.32	vmware-io-analyzer-1.5.1	25879.18	25870.44	8.74	12.63	0.03	1.26	124.47
Sum		25880.77	25870.44	10.33	12.63	0.05	1.26	125.20
Average		8626.92	8623.48	3.44	4.21	0.02	0.42	41.73

Time Series Charts (Disk-VM View): 192.168.1.32-vCloud Connector Server

Time Series Charts (Disk-VM View): 192.168.1.32-vShield Manager

Time Series Charts (Disk-VM View): 192.168.1.32-vmware-io-analyzer-1.5.1

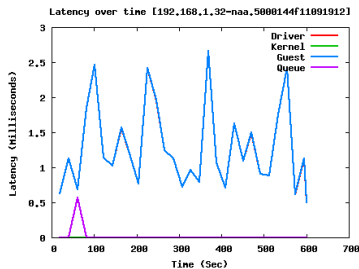
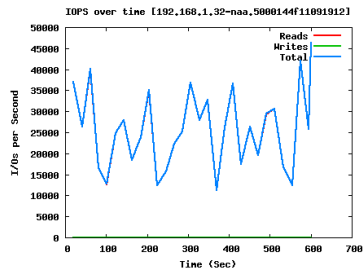


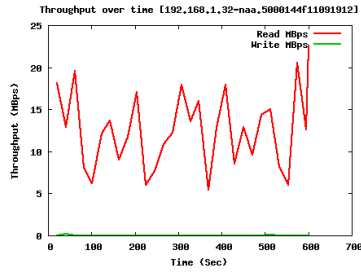
ESXTOP Disk Statistics (Device View)

Host	Physical Disk Device	DQLEN	ACTV	QUED	%USD	LOAD	CMDS/s	READS/s	WRITES/s	MBREADS/s	MBWRITES/s	DAVG/cmd (msec)	KAVG/cmd (msec)	GAVG/cmd (msec)	QAVG/cmd (msec)
192.168.1.32	mpx.vmhba32:C0:T0:L0	1.00	0.00	0.00	0.00	0.00	0.39	0.33	0.00	0.01	0.00	0.88	0.01	0.89	0.00
192.168.1.32	naa.5000144f11091912	128.00	27.27	0.00	21.30	0.00	25880.21	25871.07	9.14	12.63	0.03	1.28	0.00	1.29	0.02
192.168.1.32	110.ATA_SAMSUNG_SSD_830_Series_S0Z4NEAC900327	31.00	0.00	0.00	0.00	0.00	3.06	0.13	2.91	0.00	0.02	0.32	0.01	0.33	0.00
Sum		160.00	27.27	0.00	21.30	0.00	25883.66	25871.52	12.05	12.64	0.05	2.48	0.02	2.50	0.02
Average		53.33	9.09	0.00	7.10	0.00	8627.89	8623.84	4.02	4.21	0.02	0.83	0.01	0.83	0.01

Time Series Charts (Disk-Device View): 192.168.1.32-mpx.vmhba32:C0:T0:L0

Time Series Charts (Disk-Device View): 192.168.1.32-naa.5000144f11091912





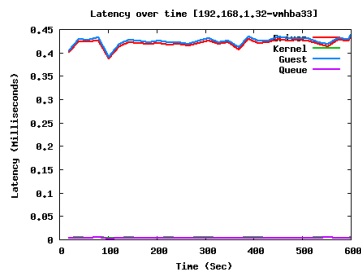
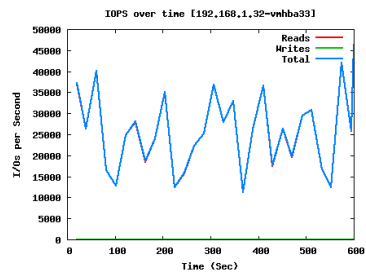
Time Series Charts (Disk--Device View): 192.168.1.32-H10.ATA_SAMSUNG_SSD_830_Series_S0Z4NEAC900327

ESXTOP Disk Statistics (Adapter View)

Host	PhyDiskAdapter	CMDS/s	READS/s	WRITES/s	MBREADS/s	MBWRITES/s	DAVG/cmd (msec)	KAVG/cmd (msec)	GAVG/cmd (msec)	QAVG/cmd (msec)
192.168.1.32	vmhba32	0.39	0.33	0.00	0.01	0.00	0.88	0.01	0.89	0.28
192.168.1.32	vmhba33	25937.49	25888.10	49.38	15.61	0.23	0.42	0.00	0.42	0.00
192.168.1.32	vmhba34	3.06	0.13	2.91	0.00	0.02	0.32	0.01	0.32	0.00
192.168.1.32	vmhba40	90.57	39.52	51.04	0.02	2.99	501.98	13.65	515.63	0.00
192.168.1.32	vmhba41	25890.11	25870.96	9.14	12.63	0.03	1.28	0.00	1.29	0.00
Sum		51911.63	51799.03	112.46	28.26	3.27	504.88	13.68	519.55	0.29
Average		10382.33	10359.81	22.49	5.65	0.65	100.98	2.74	103.71	0.06

Time Series Charts (Disk--Adapter View): 192.168.1.32-vmhba32

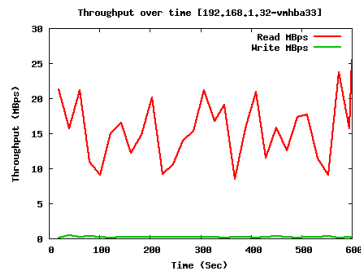
Time Series Charts (Disk--Adapter View): 192.168.1.32-vmhba33



Time Series Charts (Disk--Adapter View): 192.168.1.32-vmhba34

Time Series Charts (Disk--Adapter View): 192.168.1.32-vmhba40

Time Series Charts (Disk--Adapter View): 192.168.1.32-vmhba41



ESXTOP CPU Util Statistics

ESXTOP Network Statistics

Host	PORT-ID	USED-BY	TEAM-PNIC	DNAME	PKTTX/s	MbTX/s	PKTRX/s	MbRX/s	%DRPTX	%DRPRX
192.168.1.32	67108866	vmnic0	-	DvsPortset-0	2247.86	25.18	343.41	0.38	0.00	0.00
192.168.1.32	67108868	vmnic1	-	DvsPortset-0	14.75	0.08	12.31	0.01	0.00	0.00
192.168.1.32	67108870	vmk0	vmnic1	DvsPortset-0	10.38	0.17	10.54	0.01	0.00	0.00
192.168.1.32	67108872	vmk3	vmnic0	DvsPortset-0	138.36	24.04	312.08	0.35	0.00	0.00
192.168.1.32	67108873	6291:vShield Manager.eth0	vmnic0	DvsPortset-0	3.05	0.01	3.69	0.01	0.00	0.00
192.168.1.32	67108874	6296:vCloud Connector Server.eth0	vmnic1	DvsPortset-0	0.91	0.00	2.18	0.00	0.00	0.00
192.168.1.32	67108876	7687:vmware-io-analyzer-1.5.1.eth0	vmnic0	DvsPortset-0	1.86	0.01	12.94	0.11	0.00	36.68
Sum					2417.15	49.48	697.16	0.86	0.00	36.68
Average					345.31	7.07	99.59	0.12	0.00	5.24

Time Series Charts (Network): 192.168.1.32-DvsPortset-0.67108866:vmnic0

Time Series Charts (Network): 192.168.1.32-DvsPortset-0.67108868:vmnic1

Time Series Charts (Network): 192.168.1.32-DvsPortset-0.67108870:vmk0

Time Series Charts (Network): 192.168.1.32-DvsPortset-0.67108872:vmk3

Time Series Charts (Network): 192.168.1.32-DvsPortset-0.67108873:6291:vShield Manager.eth0

Time Series Charts (Network): 192.168.1.32-DvsPortset-0.67108874:6296:vCloud Connector Server.eth0

